



Tip-Edge[®] PLUS

FEWER APPOINTMENTS.
PROVEN RESULTS.



TP Orthodontics, Inc.
tportho.com | 800-348-8856

Why

Tip-Edge PLUS?

Tip-Edge PLUS brackets are specifically designed to move teeth naturally, which means they produce very light forces, low anchorage strain, and no archwire binding – a major source of friction and increased treatment times.

And, compared to traditional bracket systems, chair time is reduced since wire changes are minimized with the Tip-Edge PLUS system.

Tip-Edge PLUS brackets are also available in an aesthetic version to help you meet increased patient demand for “clear” braces.



When you choose TP Orthodontics, you can be assured the products used in your practice are designed for efficiency, dependability, and overall patient satisfaction. That's how we built our reputation as one of the most trusted suppliers of quality orthodontic products and solutions – and the reason we've been at this since 1942.



TP Orthodontics, Inc.

Dedicated Tip-Edge users share their experiences...

I have chosen Tip-Edge PLUS to meet the most stringent requirements. Because of its small, single-wing design the bracket system has plenty of inter-bracket width, allowing engagement of crowded teeth early on and easily in treatment.

Bradley Nirenblatt, DMD

The Tip-Edge technique allows you to utilize the maximum prescription built into the bracket for finishing, i.e., 100% bracket expression. No other system can achieve that.

Steven Steer, DDS

I love this bracket system. The Tip-Edge technique moves segments of the teeth together; other techniques move each tooth.

Philip Spector, DDS

Bite opening and overjets can be easily corrected with the Tip-Edge technique; your patients' parents will think you are a genius!

B. Douglas Amberman, DDS, MSD

The PLUS system provides good rotational control and may even speed up treatment. This is orthodontics' best kept secret.

Richard Parkhouse, BDS, FDS, DOrth, RCS

Let the patients' teeth do the walking.
Peter C. Kesling, D.D.S.

Tip-Edge Treatment Stages

Stage 1

Stage 1 is nearly the whole of treatment: anterior teeth are aligned, bite is opened or closed, rotations are corrected, protrusions are corrected, and anterior bites are corrected, or moved in that direction. At the conclusion of Stage 1, anterior teeth will be placed in an edge-to-edge relationship.

The unique orthodontic environment you create during Stage 1 is conducive to the rapid tooth movement of anterior teeth under the light forces generated by the archwires and intermaxillary elastics.

Objectives of Stage 1

1. Align anterior teeth to eliminate crowding or spacing.
2. Vertical correction of deep or open anterior bites.
3. Horizontal correction of anterior over or underjet.

Suggested products used for Stage 1

Tip-Edge PLUS Bracket Kit	Bondable Tubes or Band Assembly
Tip-Edge Archwire Kit .016	eXact Orthodontic Adhesive
Original Reflex Nickel Titanium Coil Wire	Tru-Force Elastics
Rotating Springs (CW)	Rotating Springs (CCW)
Mini Stix Ligature Ties	Super Slick Separators or Self-Locking Separating Springs
Zing String	Outrigger Trial Kit (optional)

Stage 2

Stage 2 is utilized to close any remaining posterior spaces. Usually, there is no Stage 2 in non-extraction cases. Anterior teeth are edge-to-edge, extraction spaces have partially closed from intermaxillary elastic force and unraveling anterior crowding. Stage 2 will maintain midlines and all corrections achieved during Stage 1.

Objectives of Stage 2

1. Close remaining posterior spaces.
2. Correct or maintain dental midlines.
3. Correct posterior crossbites.
4. Achieve Class I molar occlusions.
5. Over-rotate severely rotated premolars.
6. Level anchor molars, if tipped distally.
7. Maintain all corrections of anterior teeth achieved during Stage 1.

Suggested products used for Stage 2:

Bump-R-Sleeve	Power Pins
Bi-Level Pins	Open Coil Springs
Tip-Edge Archwire Kit .022	Tru-Force Elastics
Invisible Sidewinders (CW)	Invisible Sidewinders (CCW)
E-Kit Clear	Mini Stix Ligature Ties

Stage 3

In Stage 3, tooth movements are powered completely by auxiliaries. With correct placement of auxiliaries, and proper tooth positions achieved in Stages 1 and 2, the teeth will automatically be uprighted and torqued to their desired angulations through the use of NiTi upright wires threaded through the deep tunnels, a unique feature of Tip-Edge PLUS.

Objectives of Stage 3

1. Maintain all corrections achieved during Stages 1 and 2.
2. Achieve final tip and torque inclinations of all teeth.

Suggested products used for Stage 3

Ribbed Crimpable Hooks	Individual Root Torquing Auxiliary
Original Reflex Nickel Titanium Archwire .012	Original Reflex Nickel Titanium Coil Wire .014
Original Reflex Nickel Titanium Archwire .014	Tru-Force Elastic
Shiny Bright Rectangle Archwire (.0215 x .028)	Mini Stix Ligature Tie Assorted Colors

Peter C. Kesling, *Tip-Edge PLUS® Guide and the Differential Straight-Arch Technique*, 6th ed. TP Orthodontics, Inc., 2006.

Case Finishing

The Pre-Finisher® Appliance is a semi-custom solution perfect for improving the occlusion in aligner and fixed appliance patients. Near the end of treatment, simply remove appliances, measure, and select a Pre-Finisher Appliance from your in-office inventory kit – no impressions required.

- No laboratory wait or fees; immediate delivery to the patient
- Corrects and relates teeth in both arches simultaneously
- Aligns, rotates, and closes spaces
- Sized in one-millimeter increments for precise fitting
- Optional seating springs facilitate placement and retention
- Results in 2-3 weeks



Tip-Edge® System

Tip-Edge PLUS Brackets

- Stainless Steel
- Ceramic
- With Pre-Applied Adhesive

First Molar Tubes with Easy-Out Feature

GripTite® Molar Bands

Wire

- Original Reflex® Nickel Titanium
 - Reflex Nickel Titanium Aesthetic Wire
- Shiny Bright Stainless Steel Wire
 - Shiny Bright Stainless Steel Aesthetic Wire
- Tip-Edge Wires with Intermaxillary Circles
- Tip-Edge Looped Archwires
- Bow-Flex Wire
- TP Original Stainless Steel Archwire

Intraoral

- Coated Crimpable Hook
- Ribbed Crimpable Hook
- Crimpable Stop
- Self-Locking Separating Springs
- Sep-A-Rings® Separators
- Bondable Traction Hooks
- Bondable Lingual Buttons
- Reflex Coil Spring
- Outrigger Appliances
- Individual Root Torque

Tip-Edge Auxiliaries

- Bi-Level Pin
- Power Pin
- Rotating Spring
- Standard Uprighting Spring
- Side-Winder Uprighting Springs

Adhesives

- eXact® Orthodontic Adhesive
- CrossLink® Light Cure Band Cement

Elastomers and Elastics

- E-Links® Modules
- E-Chain
- E-Kit
- Elast-O Chain
- Super Slick® Chain
- Zing String® Elastomeric Thread
- Zing-O® String
- Bump-R-Sleeve® Tubing
- Mini Stix Ligature Ties
- Tru-Force® Latex Elastics

Instruments

- Straight Shooter® Ligature Gun
- M-D Reducer
- Forceps
- Debonding Burs
- Heat Resistant Bite Stick
- Band Pusher
- Expansion Swivel Key
- Pliers

Impression Trays

- Extend-O® Orthodontic
- Norm-O®
- Solay® Disposable
- Dispatula

Bondable Lingual Retainers

- Upper and Lower Retainers
- Lingual Bond-A-Splint® Retainers
- Disposable Rulers

Orthodontic Finishing Appliances


- Pre-Finisher® Appliances
- Pre-Finisher Ruler

Custom Orthodontic Appliances

- Positioners
- Spring Aligner
- Hawley Retainer
- Refine® Complete Aligner System
- Indirect Bonding

Tip-Edge® PLUS Brackets

Stainless Steel Brackets



PATIENT KITS

	Slot Size	Non-Oriented	Oriented Incisal Jig	Oriented Universal Jig	Oriented Incisal Jigs with Tubes†	Oriented Universal Jigs with Tubes†
Non-Extraction	0.56mm	296-600*	296-602*	296-5700	296-604	296-5710
Four Bi Extraction	(.022")		296-603	296-5750	296-605	

Non-extraction kits contain 20 bondable brackets, extraction kits have 16 brackets.

Mandibular second bicuspid are not offset in kits. Order separately.

*Color-coding denotes brackets included in patient kits. Blue color indicates a non-oriented kit; green indicates an oriented kit.

†See page 12 for description of included molar tubes.

MAXILLARY BRACKETS

	Slot Size	Left/Right	Bondable					Weldable		
			Non-Oriented	Oriented 3.5mm Blue	Oriented 4mm Red	Oriented 4.5mm Yellow	Oriented 5mm Green		Oriented Universal Orange	
Central										
Torque	+12°	0.56mm	L	296-611	296-639	296-655		296-5790	296-675 [§]	
Tip	+5°	(.022")	R	296-612	296-640	296-656		296-5800	296-676 [§]	
Lateral										
Torque	+8°	0.56mm	L	296-613	296-629	296-641		296-5810	296-677 [§]	
Tip	+9°	(.022")	R	296-614	296-630	296-642		296-5820	296-678 [§]	
Cuspid										
Torque	-4°	0.56mm	L	296-615		296-643	296-659	296-671	296-5830	296-679
Tip	+11°	(.022")	R	296-616		296-644	296-660	296-672	296-5840	296-680
Bicuspid										
Torque	-7°	0.56mm	CCW	296-617	296-631	296-645	296-661		296-5850	296-681
Tip	0°	(.022")	CW	296-618	296-632	296-646	296-662		296-5860	296-682

[§]Bracket available on bands only.

Package of 5

MANDIBULAR BRACKETS

	Slot Size	Left/Right	Bondable					Weldable		
			Non-Oriented	Oriented 3.5mm Blue	Oriented 4mm Red	Oriented 4.5mm Yellow	Oriented 5mm Green		Oriented Universal Orange	
Anteriors										
Torque	-1°	0.56mm	L	296-619	296-633	296-647		296-5870	296-683 [§]	
Tip	+2°	(.022")	R	296-620	296-634	296-648		296-5880	296-684 [§]	
Cuspid										
Torque	-11°	0.56mm	L	296-623		296-651	296-667	296-673	296-5890	296-687
Tip	+5°	(.022")	R	296-624		296-652	296-668	296-674	296-5900	296-688
Bicuspid										
Torque	-20°	0.56mm	CCW	296-625	296-637	296-653	296-669		296-5910	296-689
Tip	0°	(.022")	CW	296-626	296-638	296-654	296-670		296-5920	296-690
Bicuspid with Ging. Offset										
Torque	-20°	0.56mm	CCW	296-691	296-693	296-695	296-697		296-5930	
Tip	0°	(.022")	CW	296-692	296-694	296-696	296-698		296-5940	

Recommended jig heights: Maxillary central 4mm, lateral 3.5mm, cuspid 4.5mm, bicuspid 4mm.

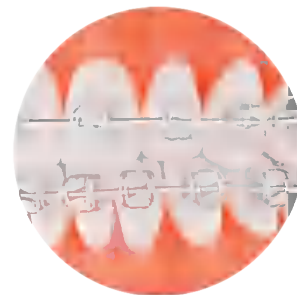
Mandibular anteriors 3.5mm, cuspid 4mm, bicuspid 4mm.

[§]Bracket available on bands only.

Package of 5

Tip-Edge® PLUS Brackets

Ceramic Brackets



PATIENT KITS

	Slot Size	Oriented Incisal Jig
Kits contain all ceramic brackets		
Upper & Lower 5-5	0.56mm	297-602
Upper 3-3	(.022")	297-598
Upper & Lower 3-3		297-599
Upper 5-5 Non-extraction		297-600
Lower 3-3		297-604
Lower 5-5 Non-extraction		297-605

	Slot Size	Non-Oriented	Oriented Incisal Jig
Kits combine ceramic with metal brackets			
Up. 3-3 Ceramic & Up. 4-5 Metal with Lo. 5-5 Metal Non-extraction	0.56mm (.022")	297-608	297-610
Up. 5-5 Ceramic with Lo. 5-5 Metal Non-extraction	0.56mm (.022")		297-614

Non-extraction kits contain 20 bondable brackets, extraction kits have 16 brackets.

MAXILLARY BRACKETS

	Slot Size	Left/Right	Oriented 3.5mm Blue	Oriented 4mm Red	Oriented 4.5mm Yellow	Oriented 5mm Green
Central						
Torque +12°	0.56mm	L		297-639	297-655	
Tip +5°	(.022")	R		297-640	297-656	
Lateral						
Torque +8°	0.56mm	L	297-629	297-641		
Tip +9°	(.022")	R	297-630	297-642		
Cuspid						
Torque -4°	0.56mm	L		297-643	297-659	297-671
Tip +11°	(.022")	R		297-644	297-660	297-672
Bicuspid						
Torque -7°	0.56mm	CCW	297-631	297-645	297-661	
Tip 0°	(.022")	CW	297-632	297-646	297-662	

Package of 5

MANDIBULAR BRACKETS

Anterior						
Torque -1°	0.56mm	L	297-633	297-647		
Tip 2°	(.022")	R	297-634	297-648		
Cuspid						
Torque -11°	0.56mm	L		297-651	297-667	297-673
Tip +5°	(.022")	R		297-652	297-668	297-674
Bicuspid						
Torque -20°	0.56mm	CCW	297-637	297-653	297-669	
Tip 0°	(.022")	CW	297-638	297-654	297-670	

Recommended jig heights: Maxillary central 4mm, lateral 3.5mm, cuspid 4.5mm, bicuspids 4mm.
Mandibular anteriors 3.5mm, cuspids 4mm, bicuspids 4mm.

Package of 5

Indirect Bonding. Experience end-to-end digital workflow with optimal placement of your Tip-Edge PLUS Ceramic and Stainless Steel brackets. Turn to page 51 or visit tportho.com/custom for more information.

TPRX™ digital custom appliance management

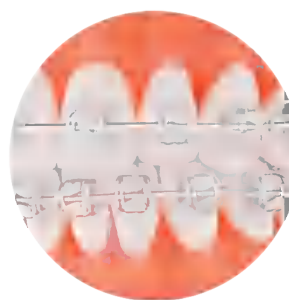
Tip-Edge® PLUS Brackets with Pre-Applied Adhesive

Decrease chair time and overhead while increasing efficiency and hygiene.

- Pre-coated with eXact® Orthodontic Adhesive; ready to place right out of the package
- Reduced risk of contamination
- Brackets set easily without sliding
- Minimal flash clean-up
- Polymer interface between the bracket and adhesive for enhanced bond strength

CERAMIC PATIENT KIT


	Slot Size	Oriented Incisal Jig
Kits contain all ceramic brackets		
Upper & Lower 5-5	0.56mm	RB297-602



METAL PATIENT KIT

	Slot Size	Non-Oriented
Non-Extraction	0.56mm (.022")	296-602NX

Non-extraction kits contain 20 bondable brackets.



Tip-Edge® PLUS Brackets

Self-ligating Brackets

COMING SOON
INTENTIONALLY LEFT BLANK


First Molar Tubes with Easy-Out Feature Low Profile Combination

6|6 Upper First Molars Low Profile

Rect. Tube Size	Round-Ging. Tube Size	Torque		Tip		Distal Offset		Left/Right	Weldable	Bondable	
		Rect.	Rnd.	Rect.	Rnd.	Rect.	Rnd.			Standard Pad	Big Foot Pad .325"
.022" x .028" x 4.7mm	.036" x 6.0mm	-11°	—	0°	0°	6°	6°	L	391-872 ²	391-907 ¹	
								R	391-873 ²	391-908 ¹	

Package of 10

Upper Right Shown



6|6 Lower First Molars Low Profile

Rect. Tube Size	Round-Ging. Tube Size	Torque		Tip		Distal Offset		Left/Right	Weldable	Bondable	
		Rect.	Rnd.	Rect.	Rnd.	Rect.	Rnd.			Standard Pad	Big Foot Pad .325"
.022" x .028" x 4.7mm	.036" x 6.0mm	-27°	—	0°	0°	6°	6°	L	391-878 ²	391-909 ¹	
								R	391-879 ²	391-910 ¹	

Package of 10

¹Tip-Edge PLUS Stainless Steel Patient Kits (page 8) available with indicated molar tubes included.

²First Molar Tubes available as welded attachments on GripTite® Molar Bands.

Lower Right Shown



Combination Double Convertible

6|6 Upper First Molars

Rect. Tube Size	Round Tube Size	Torque		Tip		Distal Offset		Left/Right	Weldable	Bondable	
		Rect.	Rnd.	Rect.	Rnd.	Rect.	Rnd.			Standard Pad	Big Foot Pad .325"
.022" x .028" x 4.0mm	.036" x 6.0mm	-10°	—	0°	0°	12°	12°	L	391-372	391-407	391-418
								R	391-373	391-408	391-419

Package of 10



6|6 Lower First Molars

Rect. Tube Size	Round Tube Size	Torque		Tip		Distal Offset		Left/Right	Weldable	Bondable	
		Rect.	Rnd.	Rect.	Rnd.	Rect.	Rnd.			Standard Pad	Big Foot Pad .325"
.022" x .028" x 4.0mm	.036" x 6.0mm	-27°	—	0°	0°	8°	8°	L	391-378	391-409	391-420
								R	391-379	391-410	391-421

Package of 10

Lower Right Shown



GripTite® Molar Bands

- Mechanical interlocking indentations that are three times deeper than laser marked bands
- Anatomically correct according to tooth shape and size
- Available in 38 sizes
- All bands are permanently identified with an advanced marking system that clearly indicates Palmer Notation, band size and tooth identification on the mesial surface



	Upper/ Lower	Left/ Right	.007 Standard Temper
First Molar	Upper	R	966-725
		L	966-726
	Lower	R	967-825
		L	967-826

There is no welding charge for custom-welding of TPO attachments.

A minimum order of 100 bands is requested, sortable by size and type. Reorders must be a minimum of 25 bands.

Original Reflex® Nickel Titanium Wire

- Nickel titanium wire
- Super elastic with high shape recovery
- Resists permanent distortion
- Midlines are clearly marked
- Triple etch marks indicate upper arches, single etch marks indicate lowers
- Aesthetic Reflex NiTi wires feature a tooth-colored coating on labial side of wire



Wire Size	Standard Arch Form		Straight Arch Form	
	Upper	Lower	Upper	Lower
0.30mm (.012")	381-259	381-258	381-183	381-182
0.36mm (.014")	381-261	381-260	381-159	381-158
0.41mm (.016")	381-263	381-262	381-165	381-164
0.46mm (.018")	381-265	381-264	381-167	381-166
0.51mm (.020")	381-267	381-266	381-169	381-168
0.41 x 0.41mm (.016" x .016")	381-269	381-268	381-179	381-178
0.41 x 0.56mm (.016" x .022")	381-271	381-270	381-171	381-170
0.43 x 0.64mm (.017" x .025")	381-273	381-272	381-173	381-172
0.46 x 0.46mm (.018" x .018")	381-277	381-276	381-181	381-180
0.46 x 0.64mm (.018" x .025")	381-279	381-278	381-187	381-186
0.48 x 0.64mm (.019" x .025")	381-275	381-274	381-175	381-174
0.51 x 0.51mm (.020" x .020")	381-281	381-280	381-188	381-189
0.55 x 0.64mm (.0215" x .025")	381-283	381-282	381-177	381-176

Package of 10

4.5 m (15 ft.) Coil

Wire Size	Order No.
0.36mm (.014")	382-114
0.41mm (.016")	382-116

Package of 1

Reflex Nickel Titanium Aesthetic Wire

for Use with Tip-Edge PLUS Ceramic Brackets


Wire Size	Straight Arch Form	
	Upper	Lower
0.30mm (.012")	381-183W	381-182W
0.36mm (.014")	381-159W	381-158W
0.41mm (.016")	381-165W	381-164W
0.46mm (.018")	381-167W	381-166W
0.51mm (.020")	381-169W	381-168W
0.41 x 0.41mm (.016" x .016")	381-179W	381-178W
0.41 x 0.56mm (.016" x .022")	381-171W	381-170W
0.43 x 0.64mm (.017" x .025")	381-173W	381-172W
0.46 x 0.64mm (.018" x .025")	381-187W	381-186W
0.48 x 0.64mm (.019" x .025")	381-175W	381-174W
0.55 x 0.64mm (.0215" x .025")	381-177W	381-176W

Package of 10

*Tip-Edge System compatible

Shiny Bright Stainless Steel Wire

- Chrome alloy wire
- Heat-treated and stress-relieved to provide spring properties without brittleness
- Clearly marked midlines
- Upper arches feature triple etch marks; lowers have single etch marks
- Aesthetic Shiny Bright Stainless Steel wires feature a tooth-colored coating on labial side of wire



Wire Size	Standard Arch Form		Straight Arch Form	
	Upper	Lower	Upper	Lower
0.30mm (.012")	381-047	381-046	381-049	381-048
0.36mm (.014")	381-051	381-052	381-061	381-062
0.41mm (.016")	381-053	381-054	381-063	381-064
0.46mm (.018")	381-055	381-056	381-065	381-066
0.51mm (.020")	381-057	381-058	381-067	381-068
0.41 x 0.41mm (.016" x .016")	381-071	381-070	381-081	381-080
0.41 x 0.56mm (.016" x .022")	381-073	381-072	381-083	381-082
0.43 x 0.64mm (.017" x .025")	381-075	381-074	381-085	381-084
0.46 x 0.56mm (.018" x .022")	381-245	381-246	381-091	381-090
0.46 x 0.64mm (.018" x .025")	381-077	381-076	381-087	381-086
0.48 x 0.64mm (.019" x .025")	381-079	381-078	381-089	381-088
0.55 x 0.64mm (.0215" x .025")	381-253	381-254	381-193	381-194
0.55 x 0.71mm (.0215" x .028")	381-197	381-198	381-191	381-192

Package of 10

Shiny Bright Stainless Steel Aesthetic Wire

for Use with Tip-Edge PLUS Ceramic Brackets

Wire Size	Straight Arch Form	
	Upper	Lower
0.41mm (.016")	381-063W	381-064W
0.46mm (.018")	381-065W	381-066W
0.51mm (.020")	381-067W	381-068W
0.41 x 0.41mm (.016" x .016")	381-081W	381-080W
0.41 x 0.56mm (.016" x .022")	381-083W	381-082W
0.43 x 0.64mm (.017" x .025")	381-085W	381-084W
0.46 x 0.64mm (.018" x .025")	381-087W	381-086W
0.48 x 0.64mm (.019" x .025")	381-089W	381-088W

Package of 10

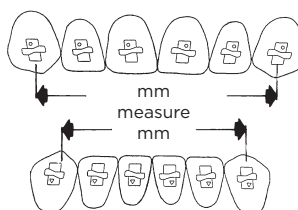
*Tip-Edge System compatible

Tip-Edge® Wires with Intermaxillary Circles

- Used in the Differential Straight-Arch technique
- Bow-Flex wire used for 0.41mm (.016") archwires
- TP Original Premier Plus used for all other arches
- Intermaxillary circles are vertically inclined for comfort

mm	0.41mm (.016")	0.46mm (.018")	0.51mm (.020")	0.56mm (.022")
28	336-728	336-828	336-928	336-228
30	336-730	336-830	336-930	336-230
32	336-732	336-832	336-932	336-232
34	336-734	336-834	336-934	336-234
36	336-736	336-836	336-936	336-236
38	336-738	336-838	336-938	336-238
40	336-740	336-840	336-940	336-240
42	336-742	336-842	336-942	336-242
44	336-744	336-844	336-944	336-244
46	336-746	336-846	336-946	336-246
48	336-748	336-848	336-948	336-248
50	336-750	336-850	336-950	336-250
Kit*	336-700	336-800	336-900	336-200

*Kits include 48 wires of assorted sizes in convenient dispenser.
Individual Sizes: Package of 2



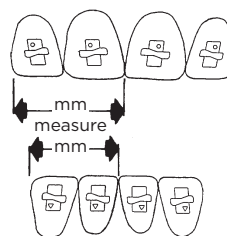
Size is determined by millimeter measurement between mesial surfaces of wings on cuspid brackets. Choose one size smaller than measurement to prevent spacing or rotation of cuspids.

Tip-Edge® Looped Archwires

- Formed from 0.41mm (.016") TP Original Premier wire
- Used in crowded non-extraction cases
- Archwires have five loops
- Small midline loop provides flexibility, avoids interference with the frenum and permits additional archwire adjustment
- Intermaxillary circles are vertically inclined for comfort

mm	0.41mm (.016")	mm	0.41mm (.016")
10	337-510	17	337-517
11	337-511	18	337-518
12	337-512	19	337-519
13	337-513	21	337-521
14	337-514	23	337-523
15	337-515	25	337-525
16	337-516	Kit*	337-500

*Kits include 48 wires of assorted sizes in convenient dispenser.
Individual Sizes: Package of 2



Size is determined by millimeter measurement of total width of one lateral and one central incisor.

Bow-Flex Wire

- High tensile stainless steel wire
- Can be electropolished to an aesthetically bright, stainless color
- Formed slowly with the beaks of a light wire plier
- Centerlines are marked white on upper arches and red on lower arches
- Available in coils and 12" lengths



Wire Size	Standard Arch Form		Straight Arch Form	
	Upper	Lower	Upper	Lower
0.41mm (.016")	230-404	230-405	230-414	230-415
0.51mm (.020")	230-408	230-409	230-418	230-419

Package of 10

TP Original Stainless Steel Archwire*

- Stainless steel wire
- Leveling in early stages of treatment and for overbite correction
- Centerlines are marked (upper white, lower red)
- Adequate length to allow for retraction loops



Wire Size	Standard Arch Form		Straight Arch Form	
	Upper	Lower	Upper	Lower
0.41mm (.016")	336-331	336-330	336-321	336-320
0.51mm (.020")	336-531	336-530	336-521	336-520
0.56mm (.022")	336-031	336-030	336-021	336-020

Package of 10

TP Original Wire Coils

Grade	Color Code	0.30mm (.012")	0.36mm (.014")	0.41mm (.016")	0.46mm (.018")	0.51mm (.020")	0.56mm (.022")
Standard	White	229-000	230-100	231-300	232-400	233-500	
Standard Plus	Green		230-110	231-310	232-410	233-510	
Premier	Black		230-120	231-320	232-420	233-520	
Premier Plus	Orange		230-130	231-330	232-430	233-530	234-630

7.5 m (25 ft.) coil

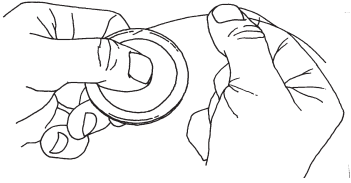
TP Original Straight Wire Lengths

Grade	Color Code	Length	0.36mm (.014")	0.41mm (.016")	0.46mm (.018")	0.51mm (.020")
Standard Plus	Green	25.4 cm (10")	230-111	231-311	232-411	233-511
Premier	Black	25.4 cm (10")	230-121	231-321	232-421	233-521
Premier Plus	Orange	25.4 cm (10")	230-131	231-331	232-431	233-531

Package of 30

*Tip-Edge System compatible

How to Bend or Modify Highest Tensile TP Original Wire



Notice: Due to extreme hardness of the highest tensile grades of TP Original Wire, special attention must be given to bend it successfully.

1. DO NOT attempt to straighten wire by stripping between pliers beaks.

- Hold pliers VERY lightly when bending wire. DO NOT SQUEEZE or pull on wire. Pliers must have smooth beaks—carbide tips are suitable, but only if polished.

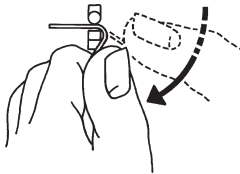


3. Bend wire VERY slowly pressing with thumb or forefinger. Do not rotate pliers while bending. Loops and circles should be formed around the square beak and beaks should be separated slightly.

4. Never pinch the wire with the pliers—before or during bending.

5. Do not scratch wire to locate bends.

TP Original Wire becomes so hard from bending (work hardening) there is no need for heat-treating and there is no margin to permit “back-bending” to correct mistakes.



Loops and circles should be formed around the square beak.

TP Original Wire Grades

Standard Grade (White Label)

- Easiest to bend
- Used for practice bending or forming auxiliaries
- Can be used for archwires when distortion and bite-opening are not a problem

Standard Plus Grade (Green Label)

- Relatively easy to form, yet stiffer than Standard grade
- Used for auxiliaries and archwires for more pressure and resistance to deformation

Premier Grade (Black Label)

- Higher tensile strength
- Can be formed into intricate shapes with little danger of breakage
- The 0.41mm (.016”) is often used for starting arches in many techniques

Premier Plus Grade (Orange Label)

- Used by experienced operators
- Hardness and resiliency of 0.41mm (.016”) size supports anchorage and deep overbites

Coated Crimpable Hook

- Slide-proof crimpable hooks for rectangular wire to accept force loads equal to welded hooks
- Inner surface features a tungsten carbide abrasive coating that produces a gripping force when hook is cinched tightly onto wire
- For best results, use with wire sizes 0.41 x 0.41mm (.016" x .016") through 0.56 x 0.71mm (.022" x .028")

Crimpable hook pliers (100-172) or power crimping pliers (100-192) are recommended. See page 37.

- 226-010** Crimpable Hook
Package of 10 (bag)
- 226-020** Oriented Crimpable Hook
Package of 20 (box)
- 226-010W** Crimpable Hook (aesthetic coating)
Package of 10 (bag)
- 226-020W** Oriented Crimpable Hook (aesthetic coating)
Package of 20 (box)



Oriented

Ribbed Crimpable Hook

- Ribbed crimpable hooks attach securely to rectangular and round archwires
- Unique inner rib design produces acceptable force loads when hook is tightly cinched onto wire
- For best results, use with rectangular wire sizes 0.41 x 0.41mm (.016" x .016") to 0.56 x 0.71mm (.022" x .028")
- Hooks also grip round wire sizes 0.41mm (.016") to 0.56mm (.022")

Crimpable hook pliers (100-172) or power crimping pliers (100-192) are recommended.

- 226-014** Ribbed Crimpable Hook
Package of 10 (bag)
- 226-015** Oriented Ribbed Crimpable Hook
Package of 20 (box)
- 226-014W** Ribbed Crimpable Hook (aesthetic coating)
Package of 10 (bag)
- 226-015W** Oriented Ribbed Crimpable Hook (aesthetic coating)
Package of 20 (box)



Oriented

Crimpable Stop

- Conserve arch length by preventing the archwire from sliding distally into tubes
- Designed to be placed on round or rectangular archwires, sizes 0.46mm round (.018") through 0.56 x 0.71mm (.022" x .028")
- Can be used in conjunction with open coil springs to gain or maintain space



Crimpable hook pliers (100-172) or power crimping pliers (100-192) are recommended.

226-009 Crimpable Stop
Package of 10

226-009W Crimpable Stop (aesthetic coating)
Package of 10

Self-Locking Separating Springs

- Produces continuous mild pressure and attain sufficient separation for band placement in three to four days
- Use for separating teeth to aid in eruption
- Easily placed and removed with ordinary small beak pliers



Short Length—used between bicuspids and cuspids.
(Length .300-.320)



Long Length—used between molars where the contact area is wide.
(Length .380-.400)



Medium Length—used between bicuspids, bicuspids and molars, or between molars if the contact area is small.
(Length .340-.360)



Extra Long Length—used between molars with broad interproximal contacts.
(Length .420-.440)

Wire Size	Short	Medium	Long	Extra Long
0.46mm (.018")	352-018C	351-018C	353-018C	354-018C
0.51mm (.020")	352-020C	351-020C	353-020C	354-020C
0.56mm (.022")	352-022C	351-022C	353-022C	354-022C

Package of 100

Sep-A-Rings® Separators

- Separate teeth prior to band placement
- Precision molded from elastomeric material
- Blue in color for identification
- Wedge-shaped inner circumference
- Separates teeth in two or three days
- Two sizes - small for anterior and large for posterior teeth
- Super Slick has slippery surface for easy seating
- Place with TPO Sep-A-Rings placing pliers (100-135)



Patented
Latex Free
Not Radio Opaque

Super Slick®

352-001C 100 Small Super Slick
352-001D 500 Small Super Slick
353-001C 100 Large Super Slick
353-001D 500 Large Super Slick

Original

352-000 10 Small Sep-A-Rings
352-000C 100 Small Sep-A-Rings
353-000 10 Large Sep-A-Rings
353-000C 100 Large Sep-A-Rings



Small Large
actual size

Bondable Traction Hooks

- Encourage and direct the eruption of malpositioned or impacted teeth when a portion of the crown is surgically exposed
- Eyelets are securely soldered to 3.56mm (.140") diameter laminated mesh bonding bases
- Base can be trimmed or recontoured

Round Traction Hook

- 34mm (1.338") chain
- Formed from 0.31mm (.012") ligature wire
- Stiff ligating chain used when tooth is deeply embedded in gingival tissue
- Chain can be cut to required length



Round Traction Hook



Square Traction Hook

Square Traction Hook

- Lower profile than round hooks
- Eyelet provides 30% more room
- Thread of steel or elastomeric ligatures



Round Traction Hook with Stiff Chain

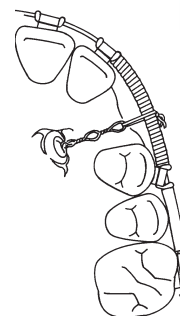
Rumely Traction Hook

- 14K gold-filled chain
- Diameter of the bonding base is 3.56mm (.140")
- Chain is 31.75mm (1.25") long and flexible
- Chain links are large enough for easy engagement of elastic thread
- Bases can be trimmed or recontoured



Rumely Traction Hook with Flexible Chain

- 224-011** Round Traction Hook
- 224-012** Round Traction Hook with Stiff Chain
- 224-013** Square Traction Hook
- 224-014** Rumely Traction Hook with Flexible Chain
Package of 10



Bondable Lingual Button

- For engaging elastomeric thread
- Available on 2.16 x 3.8mm (.085" x .150") rectangular base for bicuspid and molars
- Available on 3.6mm (.140") diameter base for cuspids



- 224-112** Round Base (anterior)
- 224-113** Rectangular Base (posterior)
Package of 10

Reflex® Coil Springs

- Made from Reflex nickel titanium wire
- Delivers light, continuous force for efficient tooth movement
- Reactivation is not necessary
- Springs will not deform when compressed or elongated, and return to their original shape as teeth move

Double Coil Springs

- Packaged in 18 cm (7") lengths
- Cut to any length to provide optimum continuous maintenance or expansion force

210-508 .30mm (.012") wire with 1.4mm (.055") coil

210-515 .25mm (.010") wire with .89mm (.035") coil
Package of 3



Double Coil

Open Coil Springs

- Packaged in 18 cm (7") lengths
- Cut to any length and compressed to provide optimum continuous maintenance or expansion force

210-500 Light force .25mm (.010") wire with .76mm (.030") I.D.

210-501 Medium force .30mm (.012") wire with .76mm (.030") I.D.

210-502 Heavy force .36mm (.014") wire with .91mm (.036") I.D.
Package of 3



Open Coil

- Medium aesthetic Reflex open coil spring is also available with coating
- Coating is the same as the aesthetic wires
- The entire coil spring is coated

210-501W Aesthetic Reflex Coil Spring - Medium
Package of 3

Closed Coil Springs

- Delivers light, continuous force for canine retraction or anterior segmented retraction
- Springs made with 0.76mm (.030") I.D. have eyelets on each end to simplify attachment
- Inactivated spring length (excluding eyelets) is 3mm (.118")
- Total activation length is 15mm (.591") without any deformation or change in force

If retraction span is longer than 15mm (.591"), ligate two springs together with a ligature wire. Never expand the spring (excluding eyelets) more than 15mm.



Closed Coil

210-510 Light 150 g (5.3 oz.), 0.23mm (.009") wire

210-511 Medium 200 g (7 oz.), 0.25mm (.010") wire

210-512 Heavy 250 g (8.8 oz.), 0.28mm (.011") wire
Package of 10

Outrigger Appliance for Elastic Compliance

- Easy to use - engages on the main archwire
- Simple means of ensuring Class I, II or III elastic wearing
- Reduces adverse vertical forces delivered by Class II elastics
- Compatible with most treatment mechanics
- Available in nine sizes

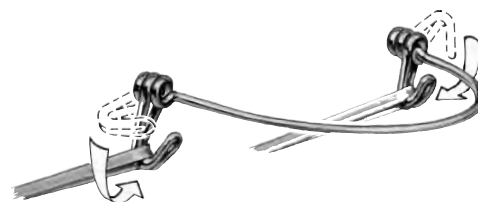
To determine size, measure from the distal of the right lateral bracket to the distal of the left lateral bracket.

mm	Color	Order No.
28	Pink	226-128
30	Orange	226-130
32	Tooth	226-132
34	Red	226-134
36	Yellow	226-136
38	Blue	226-138
40	Green	226-140
42	Black	226-142
44	Purple	226-144
Standard Kit*		226-200
Trial Kit†		226-190

*Standard Kit contains 36 appliances: 6 each of sizes 34, 36 and 38; 3 of all other sizes; plus 3 arch rulers.

†Trial Kit contains 9 appliances.

Individual Sizes: Package of 3



Outrigger in place with elastics engaged

Individual Root Torque

- Any vertically slotted, narrow or wide edgewise bracket for torquing a single tooth in six to twelve weeks
- Achieve palatal or labial root torque
- Insert into the bracket's vertical slot from the incisal to achieve palatal root torque
- Insert from the gingival to create labial root torque

To prevent over-torquing, place a red dot (enclosed with package) on patient's treatment record the day of insertion as a reminder.

243-216 0.41mm (.016") Individual Root Torque
Package of 10



Patented



Palatal Root Torque



Labial Root Torque

Bi-Level Pin

- Use with vertically slotted TPO brackets
- Stainless steel pin
- Engages two wires – bi-level pin retains one wire 0.41mm (.016") maximum under gingival tie wing; the other wire is ligated in archwire slot

201-142 Bi-Level Pin
Oriented: Box of 50



Power Pin

- Engage steel ligatures, elastics or any type of elastomers
- Low profile gingival head portion with a 15° labial inclination
- Low profile for patient comfort and improved aesthetics
- Use on either the left or right
- Insert or remove from the vertical bracket slot with archwire and ligatures in place

Power pins with added length available for ceramic brackets with vertical slots.



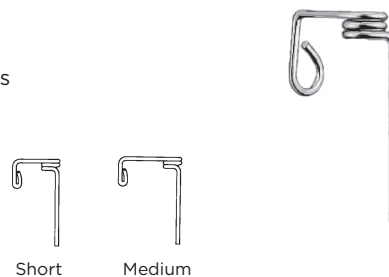
Stainless Steel Pins	For Metal Brackets	For Ceramic Brackets
Oriented Box of 50	201-140	201-143
Non-Oriented Pack of 1,000	201-140M	

Rotating Spring

- Use with vertically slotted brackets
- Achieves desired rotation in six weeks
- Springs with short horizontal arms are recommended for lower anteriors
- Use springs with medium arms on all other teeth

Length	Direction*	Oriented
Short	CCW	240-107
	CW	240-108
Medium	CCW	240-111
	CW	240-112

*Indicates desired direction of rotation when observing tooth from occlusal.
Oriented: Box of 20



Standard Uprighting Spring

- Upright individual teeth mesiodistally when used with vertically slotted brackets
- Springs are made from 0.36mm (.014") wire
- Clockwise and counterclockwise versions

For proper spring selection, view tooth from labial to determine whether crown requires clockwise or counterclockwise movement.

Length	Direction*	Oriented
Short	CCW	214-189
	CW	214-190
Long	CCW	214-191
	CW	214-192

*Indicates direction crown needs to upright when observing tooth from labial.
Oriented: Box of 50

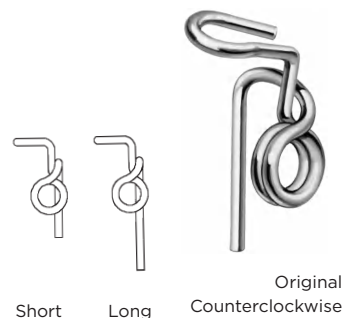


Original Side-Winder Uprighting Spring

- Coil rests on labial surface of single-wing brackets
- Insert from gingival or incisal, providing a choice for engaging lever arm to avoid interference from adjacent spring
- Insertion from incisal will prevent coil distortion from occlusal forces
- Available with long or short vertical legs
- Long legs may require bending or cutting

Leg Length	Wire Size	Direction*	Non-Oriented	Oriented
Short	0.36mm (.014")	CCW	214-007	214-005
		CW	214-008	214-006
Long	0.36mm (.014")	CCW	214-003	214-001
		CW	214-004	214-002

*Indicates direction crown needs to upright when observing tooth from labial.
Non-Oriented: Package of 10 • Oriented: Long leg, box of 50 • Short leg: Box of 40



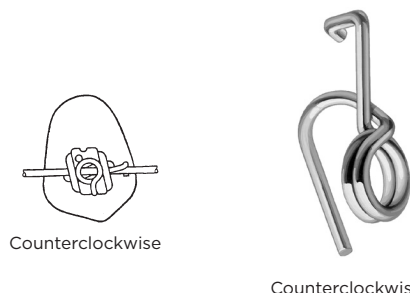
Invisible Side-Winder Uprighting Spring

- Straight arm with right-angle hook allows spring to lie nearly parallel
- Invisible Side-Winder springs are placed first and the elastomeric ties second
- Elastomeric tie retains both the archwire and the spring
- Ties replace without removing the springs at future appointments

Direction*	Non-Oriented	Oriented
CCW	214-011	214-009
CW	214-012	214-010

*Indicates direction crown needs to upright when observing tooth from labial.

Non-Oriented: Package of 10 • Oriented: Box of 40



eXact® Orthodontic Adhesive

- Medium-high viscosity light cure adhesive
- Use for metal, plastic or ceramic attachments
- Cures completely clear – making it an exceptional system for aesthetic brackets
- Prevents bracket drift, produces little flash and is extremely easy to clean up
- A choice of tips is included in the kit for precise placement



eXact Clear Light Cure Kit

151-270

Kit Contains:

- Light Cure Syringes, 4 g (.141 oz.), 2 each
- Replacement Tips
- TPO Blue Etchant Gel in Syringe, 5 cc
- Light Cure Sealant, 6 cc
- Disposable Brushes, 50 each
- Foam Pellets, 100 each
- Spatula, 1 each
- Work Pad, 50 sheets

Replacement Materials

- 151-271** Paste in Syringe, 4 g (.141 oz.), 2 each
- 150-713** TPO Blue Etchant Gel in Syringe, 5 cc
- 151-272** Light Cure Sealant, 6 cc
- 150-704** Disposable Brushes, 50 each
- 150-705** Foam Pellets, 150 each
- 150-904** White Spatulas, 50 each
- 150-903** Work Pad, 50 sheets
- 100-620** Adhesive Mixing and Orientation Trays, 25 each

Single Syringe Package

- 151-273** Paste in Syringe, 2 g (.0705 oz.)

CrossLink® Light Cure Band Cement Single Patient Caplets – Blue Color Cement

- No-mix, no-mess, single-use dispensing caplets
- Disposable squeeze caplet has an angled, tapered stem for excellent control when dispensing paste
- Cut the caplet tip and dispense cement into bands
- Fluoride ion releasing paste does not require sealant, and there is no rush to beat setting time
- Complete light cure is accomplished in 30 seconds
- CrossLink provides excellent band retention
- Cement is available in a blue color. Blue helps clinicians to see cement when cleaning excess flash after cementing bands



Single Band Caplet

- 151-284** Single Caplets, 30 caplets, .4 g (.014 oz.) each
Enough for one molar band

CrossLink Preloaded Syringes

- 151-285** CrossLink Kit – Blue, 24 g (.847 oz.) paste (6 syringes)

Replacement Materials

- 151-286** Blue Paste in Syringe, 4 g (.141 oz.)
- 150-904** White Spatulas, 50

E-Links® Modules

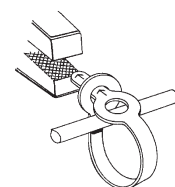
- For rotating individual teeth or closing intra-arch space
- Stamped from highly resilient clear or grey material
- Larger sizes (E5 through E10) have unique tab for ease of engagement on posterior hooks and to facilitate locking around the archwire



	Actual Size	Measurement Between Circles	Clear	Grey
E1		.001	389-001	384-001
E2		.069	389-002	384-002
E3		.100	389-003	384-003
E4		.220	389-004	384-004
E5		.350	389-005	384-005
E6		.470	389-006	384-006
E7		.580	389-007	384-007
E8		.875	389-008	384-008
E9		1	389-009	384-009
E10		1.187	389-010	384-010

Package of 10

Add C after the part number to order packages of 100.




E-Chain

- Color E-Chain is stamped from bright, resilient thermoplastic material
- Grey and clear are made from highly resilient thermoset material

	Small	Mini	Medium	Large
Grey	383-050	390-150	384-050	385-050
Clear	388-050	390-172	389-050	390-050
Blue	388-051	390-151	389-051	390-051
Red	388-052	390-152	389-052	390-052
Black	388-053	390-153	389-053	390-053
Aqua (Teal)	388-054	390-154	389-054	390-054
Purple	388-055	390-155	389-055	390-055
Tooth-Colored	388-056	390-156	389-056	390-056
Magenta	388-057	390-157	389-057	390-057
Pink	388-058	390-158	389-058	390-058
Orange	388-059	390-159	389-059	390-059
Green	388-060	390-160	389-060	390-060
Silver	388-061	390-161	389-061	390-061
Yellow	388-062	390-162	389-062	390-062
White	388-063	390-163	389-063	390-063
Ecru	388-064	390-164	389-064	390-064
Evergreen	388-065	390-165	389-065	390-065
Navy Blue	388-066	390-166	389-066	390-066
Gold	388-067	390-167	389-067	390-067
Light Blue	388-068	390-168	389-068	390-068
Pale Pink	388-069	390-169	389-069	390-069
Lavender	388-070	390-170	389-070	390-070
Mint Green	388-071	390-171	389-071	390-071

1.5 m (5 ft.) spool




Latex-Free

E-Kit

- Contains 10 sizes of E-Links®, 50 pieces of each size, and three sizes of E-Chain (small, medium, mini) in 1.5 m (5 ft.) spools
- Provides a variety of the most frequently used elastomers for rotating teeth, closing interarch spaces or effecting individual tooth movement
- Available with grey or clear elastomers
- Opaque lid protects against light damage

384-000 E-Kit with Grey Elastomers

389-000 E-Kit with Clear Elastomers



Latex-Free

Elast-O Chain

Available in 0.74mm (.029") thickness.

386-050 1.5 m (5 ft.) spool




Latex-Free

Super Slick® Chain (SSc)

	Small	Mini	Medium	Large
Grey	388-249	390-273	389-249	390-249
Clear	388-250	390-272	389-250	390-250

1.5 m (5 ft.) spool



Latex-Free

Slip Free Zing String® Elastomeric Thread

- Aesthetic, clear material
- Resists attack by mouth fluids — remains active for months
- Special cohesive surface helps keep knots tied
- Close space where it is impossible or impractical for the patient to place regular elastics
- Used in place of intramaxillary elastics on uncooperative patients
- Excellent for rotating teeth

100-247 Light, 0.46mm (.018") diameter

100-245 Light, 0.51mm (.020") diameter

100-246 Heavy, 0.64mm (.025") diameter
Spool of 7.5 m (25 ft.)



Latex-Free

Slip Free Zing-O® String

- Ideal for intraoral applications such as minor space closing, slight rotations and cuspid retractions
- Odorless and non-irritating
- Easy to work with and won't slip or untie like conventional threads



Latex-Free

	Clear	Grey
Light 0.64mm (.025") O.D.	100-241	100-243
Heavy 0.76mm (.030") O.D.	100-242	100-244

Spool of 7.5 m (25 ft.)

Bump-R-Sleeve® Tubing

- Flexible, plastic tubing that can be slipped over the archwire to create a protective sleeve
- Larger diameter sleeve acts as a bumper to protect buccal mucosa from irritation in bicuspid areas
- Sleeves can function as horizontal stops to prevent over-closure of spaces anywhere in the arch



Latex-Free

I.D.	Spool	Grey	White
0.46mm (.018")	3.0 m (10 ft.)	100-237	100-239
0.79mm (.031")	1.5 m (5 ft.)	100-238	100-240

Mini Stix Ligature Ties

- Ten elastomeric ligatures on a central stick with a 3.0mm (.120") outer diameter
- Highly resilient, colorfast and stain-resistant material
- Virtually frictionless technology that provides a slippery surface when moistened

Color	Standard Mini Stix	Super Slick Mini Stix	Color	Standard Mini Stix	Super Slick Mini Stix
Pale Pink	383-916	382-916	Red	383-928	382-928
Lavender	383-917	382-917	Yellow	383-929	382-929
Mint	383-918	382-918	Orange	383-930	382-930
Tooth-Colored	383-919	382-919	Light Blue	383-931	382-931
Clear	383-921	382-921	White	383-932	382-932
Pink	383-922	382-922	Silver-Grey	383-934	382-934
Purple	383-923	382-923	Evergreen	383-937	382-937
Green	383-924	382-924	Navy Blue	383-938	382-938
Blue	383-925	382-925	Burgundy	383-939	382-939
Black	383-927	382-927	Teal	383-940	382-940

Package of 40 Stix



Super Slick
Latex-Free

383-941 Standard Mini Stix Assorted Colors Package
Package of 100 Stix (5 of each color)

Carousel Dispensers

- Thirteen compartments accommodate a variety of ligature colors
- Each outside compartment holds approximately 350 ligatures
- Center compartment can hold up to 2,500 ligatures
- Contains an estimated 4,550 elastomeric ligatures by weight

361-098 With Standard Silver-Grey and Clear Ligatures

361-099 With Standard Multi-Color Ligatures

Highlighted items below show ligatures available in multi-colored carousels.

382-898 With Super Slick Silver-Grey and Clear Ligatures

382-899 With Super Slick Multi-Color Ligatures

Highlighted items below show ligatures available in multi-colored carousels.



361-099
382-899

Latex-Free

Carousel Refill Tubes

Color	Standard Ligatures	Super Slick Ligatures	Color	Standard Ligatures	Super Slick Ligatures
Pale Pink	361-074	382-874	Pink	361-087	382-887
Lavender	361-075	382-875	Purple	361-088	382-888
Tooth-Colored	361-076	382-876	Green	361-089	382-889
Mint	361-077	382-877	Blue	361-090	382-890
Evergreen	361-079	382-879	Black	361-092	382-892
Navy Blue	361-080	382-880	Red	361-093	382-893
Burgundy	361-081	382-881	Yellow	361-094	382-894
Teal	361-082	382-882	Orange	361-095	382-895
Silver-Grey	361-083	382-883	Light Blue	361-096	382-896
Clear	361-086	382-886	White	361-097	382-897

Each refill tube holds approximately 2,000 elastomeric ligatures by weight.

Outer compartments of carousel can be refilled nearly six times from one refill tube.

361-098
382-898

Latex-Free








Latex-Free

Tru-Force® Latex Elastics Cartons

Cartons contain either 60 or 80 individual zip-top patient packets of 100 elastics.



Diameter	Packet Color Code	Prior Industry Values	TRU-FORCE VALUES		PLAIN LATEX Order No.	COL-R-LASTICS Order No.	Patient Packets Per Box
			30mm	20mm			
	White	2 oz.	3.7 oz. (105 g)	3.2 oz (92 g)	362-505		80
	Red	3.5 oz.	4.0 oz. (113 g)	3.6 oz (104 g)	362-504	372-504	80
	Grey	4.5 oz.	4.5 oz. (129 g)	4.2 oz (120 g)	362-514	372-514	80
	Fiesta Pink	6 oz.	8.7 oz. (249 g)	7.2 oz (206 g)	362-524		60
	Magenta	8 oz.	10.6 oz. (301 g)	9.0 oz (256 g)	362-534		60
	Blue	3.5 oz.	4.6 oz. (131 g)	3.3 oz (94 g)	362-503	372-503	80
	Orange	4.5 oz.	4.9 oz. (139 g)	3.5 oz (99 g)	362-513		80
	Teal	6 oz.	8.0 oz. (228 g)	5.6 oz (161 g)	362-523		60
	Lime	8 oz.	10.0 oz. (284 g)	6.8 oz (195 g)	362-533		60
	Yellow	2 oz.	2.6 oz. (74 g)	1.6 oz (47 g)	362-500	372-500	80
	Green	3.5 oz.	3.1 oz. (89 g)	1.8 oz (54 g)	362-502	372-502	80
	Tan	4.5 oz.	3.6 oz. (103 g)	2.2 oz (63 g)	362-512		80
	Mauve	6 oz.	6.5 oz. (187 g)	4.0 oz (114 g)	362-522		60
	Pink	3.5 oz.	2.9 oz. (83 g)	1.5 oz (43 g)	362-501	372-501	60
	Lavender	4.5 oz.	3.2 oz. (93 g)	1.7 oz (50 g)	362-511	372-511	60

Plain elastics are light amber or nearly colorless.

Col-R-Lastics® elastics feature a single color in each package.



Plain Elastics
Amber in color








Col-R-Lastics
One color in a package

Tru-Force® Latex Elastics Master Pouches

Master Pouch contain 20 zip-top envelopes of 100 elastics each for convenient distribution to patients.




Diameter	Packet Color Code	Prior Industry Values	TRU-FORCE VALUES		PLAIN LATEX Order No.	COL-R-LASTICS Order No.
			30mm	20mm		
 1/8"	White	2 oz.	3.7 oz. (105 g)	3.2 oz (92 g)	362-005	
	Red	3.5 oz.	4.0 oz. (113 g)	3.6 oz (104 g)	362-004	372-004
 3/16"	Grey	4.5 oz.	4.5 oz. (129 g)	4.2 oz (120 g)	362-014	372-014
	Fiesta Pink	6 oz.	8.7 oz. (249 g)	7.2 oz (206 g)	362-024	
	Magenta	8 oz.	10.6 oz. (301 g)	9.0 oz (256 g)	362-034	
 1/4"	Blue	3.5 oz.	4.6 oz. (131 g)	3.3 oz (94 g)	362-003	372-003
	Orange	4.5 oz.	4.9 oz. (139 g)	3.5 oz (99 g)	362-013	
	Teal	6 oz.	8.0 oz. (228 g)	5.6 oz (161 g)	362-023	
	Lime	8 oz.	10.0 oz. (284 g)	6.8 oz (195 g)	362-033	
 5/16"	Yellow	2 oz.	2.6 oz. (74 g)	1.6 oz (47 g)	362-000	372-000
	Green	3.5 oz.	3.1 oz. (89 g)	1.8 oz (54 g)	362-002	372-002
	Tan	4.5 oz.	3.6 oz. (103 g)	2.2 oz (63 g)	362-012	
	Mauve	6 oz.	6.5 oz. (187 g)	4.0 oz (114 g)	362-022	
 3/8"	Pink	3.5 oz.	2.9 oz. (83 g)	1.5 oz (43 g)	362-001	372-001
	Lavender	4.5 oz.	3.2 oz. (93 g)	1.7 oz (50 g)	362-011	372-011

Master pouch of 2,000 elastics
(20 patient packets of 100 elastics counted by weight)

Plain elastics are light amber or nearly colorless.

Col-R-Lastics® elastics feature a single color in each package.



Straight Shooter® Ligature Gun

- Safe, convenient, hygienic means of applying elastomeric ligatures to edgewise brackets
- Eliminates soft tissue damage
- High performance, thermoplastic material is very strong and can withstand autoclaving and heat sterilization



Straight Shooter Ligature Gun

100-359 Mini Bracket Straight Shooter

Replacement Materials

100-363 Mini Bracket Plunger Kit – plunger and 4 wire fingers

M-D Reducer

- Removes interproximal tooth mass from flat or curved surfaces
- Use to produce additional intra-arch space, open points, recontour restorations or remove overhanging fillings
- Available with frame and stainless steel cutter blades with a diamond coating

100-701 M-D Reducer Kit – Contains 1 anterior frame, 5 fine and 5 coarse blades – double-sided only



Replacement Materials

100-700 Frame

100-703 Fine Blades – double-sided, 10

100-704 Coarse Blades – double-sided, 10

100-705 Fine Blades – single-sided, 10

100-706 Coarse Blades – single-sided, 10

Bonding Forceps

- Self-locking forceps with thin tips grasp brackets securely

100-157 Bonding Forceps



Bracket Placing Forceps

- Slim, curved tips permit excellent field of vision
- Simplify placement of steel ligatures and elastomerics

100-136 Bracket Placing Forceps



Debonding Burs

- Tapered dome carbide burs with 1.2mm (.047") diameter
- Remove excess adhesive after debonding
- Friction grip and latch lock shanks are compatible with contra-angle handpieces
- The 100-119 bur is used with a straight handpiece

100-119 Straight Handpiece Debonding Bur

100-121 Contra-Angle Handpiece, Friction Grip Bur

100-122 Contra-Angle Handpiece, Latch Lock Bur
Package of 1



Heat Resistant Bite Stick

- Bite stick withstands temperatures to 210°C (410°F)
- Autoclavable or safe for rapid cycle dry heat units
- Not recommended for use with cassettes

100-460 Heat Resistant Bite Stick



Band Pusher

- Hollow handle, light and sturdy
- Serrated tip on four sides for accurate and slip-resistant positioning while banding

100-179 Band Pusher
Package of 1



Expansion Swivel Key

- Safe and easy tool for patients to adjust their fixed rapid palatal expansion appliances
- Plastic handle measures 11.4cm (4.5")

100-209 Expansion Swivel Key
Package of 3



Power Crimping Pliers

- Features ergonomic handles that are wider and longer, enabling twice as much force when placing TPO crimpable hooks and ribbed crimpable hooks onto archwires

100-192 Power Crimping Pliers



Crimpable Hook Placement Pliers

- Feature a V-notch in the beak that greatly assists holding and compressing our small crimpable hooks

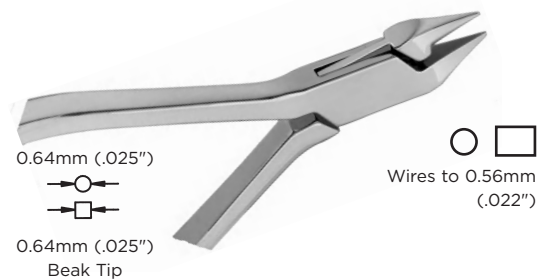
100-172 Crimpable Hook Placement Pliers



Light Wire Pliers without Grooves

- Smooth-tipped pliers bend archwires from 0.30mm (.012") to 0.56mm (.022")
- Flat "anvil" area ahead of box joint hinge permits wire straightening and increases grip on wire

100-130P Light Wire Pliers without Grooves



Light Wire Pliers with Three Grooves

- Features three grooves at the tip with a loop closing groove at the base of the beak
- Bends round, square and rectangular wires up to 0.51mm (.020")

100-125 Light Wire Pliers with Three Grooves



Safety Distal End Cutter Pliers

- Shear cut archwires and securely hold distal end of wire
- Pliers cut within 0.5mm (.0197") of buccal tube

100-138P Safety Distal End Cutter Pliers



Standard Ligature Cutter Pliers

- Effective for all soft wires, pins and elastics up to 0.41mm (.016")

100-140P Standard Ligature Cutter Pliers



Posterior Band Removing Pliers

- Stainless steel with medium length jaw and inserted tip

100-141P Posterior Band Removing Pliers

100-161 Replacement Tip



Weingart Pliers

- Most popular utility pliers with long-wearing tips

100-149P Weingart Pliers



Arch Contouring Pliers—Smooth

- Create proper contour in anterior segment of archwire
- Degree of curve can be varied by regulating position of wire in beaks

100-128 Arch Contouring Pliers—Smooth



Sep-A-Rings® Placing Pliers

- Place TPO Sep-A-Rings, pliers limit excessive expansion which could cause rings to break
- Rounded beaks protect patient and positively hold rings during placement
- Use with large or small Sep-A-Rings

100-135 Sep-A-Rings Placing Pliers



Mosquito Hemostat Straight Tip

- Straight 11.4cm (4.5") thin tip is serrated to provide tight grip for ligating elastomeric ligatures
- Click-lock handles

100-132 Mosquito Hemostat



Mathieu Style Tying and Elastomeric Pliers

- Stainless steel pliers
- With and without carbide inserted tips and self-locking handles

100-146 Tying and Elastomeric Pliers with Tip Insert



Extend-O® Orthodontic Impression Trays

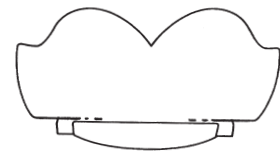
- Tray bodies can be easily adapted to fit unique arch forms of each patient
- Positive post-damming ridge
- Easily adjustable soft aluminum
- Circular, concave cast aluminum handle allows firm grip



Teflon-Coated

Upper Sizes	Order No.	Lower Sizes	Order No.
1	125-011	1	125-001
2	125-012	2	125-002
3	125-013	3	125-003
4	125-014	4	125-004
5	125-015	5	125-005
6	125-016	6	125-006
7	125-017	7	125-007
8	125-018	8	125-008
Large Kit			125-100
Mini-Kit			125-800

Large kit includes upper and lower sizes 2 through 8.
 Mini-kit includes upper and lower sizes 3, 4, 5 and 6.
 Individual sizes: Package of 1



Extend-O Flange Height

Norm-O® Impression Trays

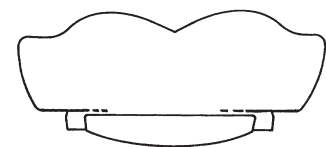
- Incorporate all the design features of Extend-O trays, except flange height is reduced
- For patients with small mouths or low gingival sulcii, as with cleft lip patients



Teflon-Coated

Upper Sizes	Perforated	Lower Sizes	Perforated
1	125-011	1	125-001
2	179-012	2	179-002
3	179-013	3	179-003
4	179-014	4	179-004
5	179-015	5	179-005
6	179-016	6	179-006
7	179-017	7	179-007
8	179-018	8	179-008
Large Kit			179-100
Mini-Kit			179-800

Large kit includes upper and lower sizes 2 through 8.
 Mini-kit includes upper and lower sizes 3, 4, 5 and 6.
 Individual sizes: Package of 1



Norm-O Flange Height

Solay® Disposable Impression Trays

- Inner etched tray surface for alginate retention
- No retention sprays necessary
- No retention slits or perforations to cause impression material leakage
- Two small round holes allow a minor amount of alginate through to monitor setting time
- Extended flanges for deeper impressions
- Rounded tray borders eliminate the need for protective wax strips
- Can be used more than once; store trays with patient records for progress models and retainer impressions
- Size molded onto tray handle - each size is a different color



Size	Upper/Lower	Color	Order No.
1	Upper	Yellow	177-105
1	Lower	Yellow	177-106
2	Upper	Pink	177-107
2	Lower	Pink	177-108
3	Upper	Purple	177-109
3	Lower	Purple	177-110
4	Upper	Green	177-111
4	Lower	Green	177-112
Assorted Starter Kit*			177-100

*Kit Includes: One pair size 1, three pair size 2, four pair of size 3, two pair size 4

Individual sizes: Package of 20

Dispatula

100-311 Dispatula
Package of 25



Preformed Bondable Lingual Retainers

- Fit directly to the teeth or indirectly on a model
- Wires are soldered to laminated mesh pads for maximum strength and comfort
- Pads are precontoured and shaped to conform to lingual tooth surfaces
- Accu-Fit retainers are specially annealed so they adapt more easily to lingual arch form and are slightly flexible during mastication

Custom bondable lingual retainers and splints are available through our Lab.

Upper Central to Central

- Ideal for holding diastemas closed
- Precision stamped in one piece from 0.43mm (.017") laminated mesh
- Low profile reduces possibility of mandibular incisor interference
- Thin crosspiece is easily adjusted and slightly flexible

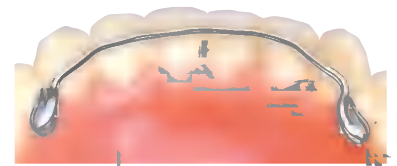
- 224-200F** Small, 10mm (.394")
- 224-210F** Medium, 11.5mm (.453")
- 224-220F** Large, 13mm (.512")
Package of 2



Lower Bicuspid to Bicuspid

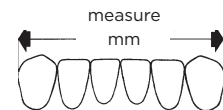
Original Medium Temper

- Eight sizes graduated in two millimeter increments
- Heavy 0.81mm (.032") diameter Dentaloy® wire for increased strength and stability
- Laminated mesh bases conform to lingual contours of bicuspid teeth and are graduated in length according to arch size



Size	Order No.	Size	Order No.
30	224-430	40	224-440
32	224-432	42	224-442
34	224-434	44	224-444
36	224-436		
38	224-438	Kit*	224-460

*Kit contains twenty retainers; three each of sizes 32, 34, 36 and 38, two of all other sizes, plus a millimeter ruler.
Individual sizes: Package of 2



Size is determined by millimeter measurement between distal surfaces of canines. Measure along incisolingual edges.

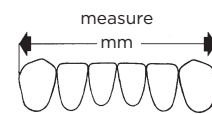
Preformed Bondable Lingual Retainers Lower Combination Cuspid-Bicuspid

Original Medium Temper

- Available in ten sizes, graduated in one millimeter increments
- Formed from 0.76mm (.030") diameter Dentalloy® wire

Size	Order No.	Size	Order No.
30	224-330	36	224-336
31	224-331	37	224-337
32	224-332	38	224-338
33	224-333	39	224-339
34	224-334		
35	224-335	Kit*	224-350

*Kit contains twenty retainers; two of each size, plus a millimeter ruler.
Individual sizes: Package of 2



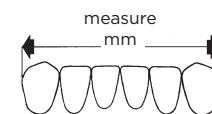
Size is determined by millimeter measurement between distal surfaces of canines. Measure along incisolingual edges.

Lower Cuspid to Cuspid

- Ten sizes graduated in one millimeter increments
- Formed from 0.76mm (.030") diameter Dentalloy® wire
- Offsets in wire accommodate mesial marginal ridges of cuspids

Size	Accu-Fit	Original	Size	Accu-Fit	Original
	soft temper	medium temper		soft temper	medium temper
30	224-130	224-030	36	224-136	224-036
31	224-131	224-031	37	224-137	224-037
32	224-132	224-032	38	224-138	224-038
33	224-133	224-033	39	224-139	224-039
34	224-134	224-034			
35	224-135	224-035	Kit*	224-150	224-050

*Kit contains twenty retainers: two of each size, plus a millimeter ruler.
Individual sizes: Package of 2



Size is determined by millimeter measurement between distal surfaces of canines. Measure along incisolingual edges.

Preformed Bondable Lingual Retainers

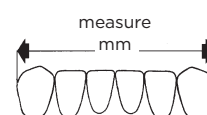
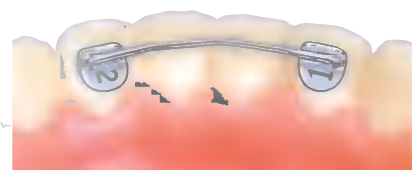
Lower Lateral to Lateral

- Retains lower incisors while allowing cuspids to seek level position
- Offsets in 0.66mm (.026") wire accommodate mesial marginal ridges of laterals
- Six sizes in 1mm increments

Size	Accu-Fit soft temper	Original medium temper	Size	Accu-Fit soft temper	Original medium temper
18	224-118	224-318	22	224-122	224-322
19	224-119	224-319	23	224-123	224-323
20	224-120	224-320	Kit*	224-125	
21	224-121	224-321			

*Kit contains fifteen retainers: three each of sizes 20, 21 and 22, two of all other sizes, plus a millimeter ruler.

Individual sizes: Package of 2



Size is determined by millimeter measurement between distal surfaces of canines. Measure along incisolingual edges.

Lingual Bond-A-Splint® Retainers

- Precision made from 0.43mm (.017") one-piece stainless steel strips with laminated mesh pads
- Precontoured to simplify direct application on patients' teeth

Lower

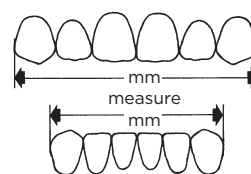
Size	Order No.
29	224-529F
31	224-531F
33	224-533F
35	224-535F
37	224-537F

Package of 2

Upper

Size	Order No.
38	224-538F
40	224-540F
42	224-542F
45	224-545F
47	224-547F

Package of 2



Size selection is determined by millimeter measurement between distal surfaces of cuspids. Measure midway along lingual surface of teeth.

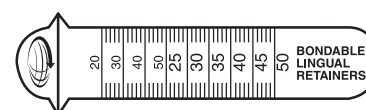
224-560F Bond-A-Splint Kit contains 10 splints, one of each size, plus a millimeter ruler in a convenient dispenser

Disposable Rulers for Bondable Retainers

- Used to determine proper appliance size

100-103 Disposable Ruler for Bicuspid-Bicuspid, Combination and Cuspid-Cuspid Bondable Lingual Retainers

100-104 Disposable Ruler for Lateral-Lateral Bondable Lingual Retainers
Package of 5



Pre-Finisher® Appliances

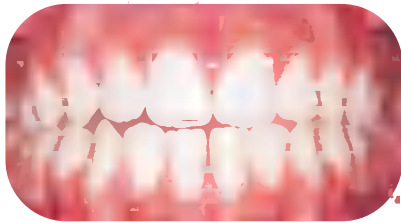
Semi-custom Finishing Appliance

Prescribing the semi-custom Pre-Finisher Appliance can save you and your patients valuable time. Sized to fit right out of the box, there's no need to wait for appliance delivery.




- Reduces or eliminates need for additional refinement trays
- Corrects posterior open bite frequently seen in aligner patients
- Aligns, rotates, and closes spaces
- No laboratory wait or fees; immediate delivery to patient
- Corrects and relates teeth in both arches simultaneously
- Results in 2-3 weeks

Before



After



Typical Wearing Schedule

First 2 days	Full-time wear (wearing appliance as much as possible)
Day 3 until follow-up	4 hours of daytime exercise wear* and overnight wear
First follow-up: 2 weeks after appliance delivery	If results are satisfactory, evaluate to discontinue wear of the appliance or reduce to 3 hours daytime (exercise wear*) and overnight
Second follow-up: 4 weeks after appliance delivery	Discontinue wear of the Pre-Finisher and deliver retainers

*Exercise wearing means that the patient should close the teeth into the Pre-Finisher Appliance until muscle fatigue occurs then relaxing with the teeth seated in the appliance.

If after the initial wearing period no changes have occurred, the Pre-Finisher has either not been worn enough, not been worn properly, or was improperly fitted.

Pre-Finisher Appliances Kits

Introductory Kit

(10 Assorted Sizes)	Plain	With Seating Springs
Non-Extraction	190-010	190-110

Inventory Kit

(20 Assorted Sizes)	Plain	With Seating Springs
Non-Extraction	190-020	190-120

Individual

Last two digits of order number indicate size of Pre-Finisher in millimeters.

Non-Extraction Series

Can also be used on first molar extraction cases.

Plain			With Seating Springs		
190-040	190-047	190-054	190-140	190-147	190-154
190-041	190-048	190-055	190-141	190-148	190-155
190-042	190-049	190-056	190-142	190-149	190-156
190-043	190-050	190-057	190-143	190-150	190-157
190-044	190-051	190-058	190-144	190-151	190-158
190-045	190-052		190-145	190-152	
190-046	190-053		190-146	190-153	

Nineteen sizes (40mm to 58mm).

Four Bicuspid Extraction Series

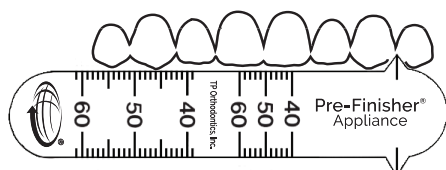
Plain			With Seating Springs		
190-444	190-450	190-456	190-544	190-550	190-556
190-445	190-451	190-457	190-545	190-551	190-557
190-446	190-452	190-458	190-546	190-552	190-558
190-447	190-453	190-459	190-547	190-553	190-559
190-448	190-454	190-460	190-548	190-554	190-560
190-449	190-455		190-549	190-555	

Seventeen sizes (44mm to 60mm).

Two Upper Bicuspid Extraction Series

Plain		
190-244	190-249	190-254
190-245	190-250	190-255
190-246	190-251	190-256
190-247	190-252	
190-248	190-253	

Thirteen sizes (44mm to 56mm).



Pre-Finisher Ruler

Single use. Disposable.

100-102 Pre-Finisher Ruler
Package of 5

Custom Finishing Appliances

TP Orthodontics offers the most extensive array of finishing appliances available. Use this information to choose the right one for you, your practice and your patient. Each uniquely different in size and fit – all designed to achieve the best possible finish with aligner treatment or fixed appliance therapy.

Original Tooth Positioner

The Tooth Positioner is a custom-made resilient mouthpiece that is constructed over a setup and fabricated in normal hinge-axis relationship. The original tooth positioner's extended size promotes massaging of the gingival which may be inflamed after orthodontic treatment. Precision seating springs are optional for placement assistance and when additional retention is desired. Sufficient airways for breathing comfort and increased acceptance.

- Offers the ability to remove fixed appliances three to six months early
- Closes slight spaces (2-3mm) and corrects minor rotations and buccolingual discrepancies
- Corrects and relates teeth in both arches simultaneously
- Suited for aligner treatment by promoting ideal occlusion without the need for additional aligner trays

Use when: Maximum gingival stimulation is required, or an appliance is needed as a mouthguard.



Mini-Positioner

Made in the same manner as the Original Tooth Positioner, but trimmed to be approximately 50% less bulky. Due to increased flexibility, the Mini-Positioner adapts to greater discrepancies, is easier to place and more comfortable for the patient. Precision seating springs are optional for placement assistance and when additional retention is desired. Sufficient airways for breathing comfort and increased acceptance.

- Offers the ability to remove fixed appliances three to six months early
- Closes slight spaces (2-3mm) and corrects minor rotations and buccolingual discrepancies
- Corrects and relates teeth in both arches simultaneously
- Suited for aligner treatment by promoting ideal occlusion without the need for additional aligner trays

Use when: There is more than 2mm of space to close in one arch, or for cases that do not require the Original Tooth Positioner for gingival stimulation or mouthguard use.



Refine® Orthodontic Finishing Appliance

The smallest of the finishing appliances, provides for the same finishing as the Tooth Positioner and Mini-Positioner. Easy online ordering; multiple color options for patient acceptance.

- **Ideally suited for aligner treatment, the appliance can be used to replace multiple aligner trays when refinement is required**
- Closes slight spaces and corrects minor rotations and buccolingual discrepancies
- Corrects and relates teeth in both arches simultaneously, promoting ideal occlusion

Use when: The patient is at the refinement stage of aligner treatment, and does not wish to continue with additional aligners. Allows you to transition the patient from full-time to part-time appliance wear. Send in impressions or conveniently submit final STL files online.



Spring Aligner

Spring aligners correct and retain minor incisor irregularities such as simple crowding and rotations if relapse occurs after treatment. Originally developed for lower anterior relapse, the appliance has evolved to include upper designs as well. To create the appliance, labial and lingual acrylic is formed over .026" stainless steel wire that has been activated to align the anterior teeth. Available in a variety of colors to meet patient demand.

Hawley Retainer

Basic Hawley retainer designs most often include a labial bow, an acrylic plate and a set of clasps on the upper first molars for retention (lingual acrylic on the lower arch is generally accompanied by occlusal rests or some type of clasp). The number of accessories that can be added to a Hawley are endless.

Refine® Complete Aligner System

The Refine Complete Aligner System incorporates a finishing appliance for efficiency. A choice of a semi-custom (Pre-Finisher®) or custom finishing appliance (Refine Custom Finishing Appliance) is included in the cost of the system.

The Refine Complete Aligner System is for minor to moderate tooth movement and is ideal for orthodontic relapse. The system is available in easy-to-order options. View and approve cases and expected results on TPRX™.



670-310 “BASIC 5” option provides up to 5 steps of movement (10 total trays and can be used for single or dual arch treatment)

670-310P “BASIC 5” with Pre-Finisher appliance

670-310R “BASIC 5” with Refine appliance

670-320 “TOTAL 10” option provides up to 10 steps of movement (20 total trays and can be used for single or dual arch treatment)

670-320P “TOTAL 10” with Pre-Finisher appliance

670-320R “TOTAL 10” with Refine appliance

Supplemental ordering options are as follows:

670-349 “Diagnostic” — submit a case without ordering a specific number of trays until TPO views the case to determine steps required (does not include cost of trays)

670-330 “Mid-treatment Revision” — patients that mistrack plus cost of trays

670-311 “UNLIMITED” — prescribe additional trays beyond the TOTAL 10 option at a set price per tray



Indirect Bonding

Digitally-designed trays allow for optimal bracket placement with TPO® Indirect Bonding.

- End-to-end digital workflow
- Streamlined bonding appointments
- Brackets are securely positioned, and trays are easy to remove after bonding
- Reduced need for bracket repositioning
- Available on select metal and ceramic brackets in popular prescriptions

How It Works

1

Case Entry via TPRX

Doctor office uploads .stl files or sends them directly from their scanner.

2

TPO Initial Setup

Lab segments teeth then digitally places and adjusts the brackets.

3

Doctor Approval via TPRX

4

3D Printing

TPO places the brackets into trays.

5

Delivery



TPRXTM digital custom
appliance management

Submit, manage, and archive
all your prescriptions today.

tportho.com/custom

Visit **tportho.com**
or contact one of our offices
below to learn more.

WORLDWIDE HEADQUARTERS

United States

100 Center Plaza
La Porte, Indiana 46350-9672 USA
800-348-8856
tportho.com
info@tportho.com



RESELLERS

A list of authorized resellers can
be found on our website at:

tportho.com/about/distributors

INTERNATIONAL OFFICES

Australia

Tel: 61 + 3 9342 3200
Toll-free: 1 800 643 055
tpaus@tportho.com

Brazil

Tel: 61 + 3 9342 3200
Toll-free: 1 800 643 055
tpbrazil@tportho.com

China

Tel: +86-510-8516 3367
tpchina@tportho.com

England / Europe

Tel: 44 (0) 113 2539192
tpeng@tportho.com

Japan

Tel: 81 3 5961 3800
tpoj@tportho.com

Mexico / Latin America

Tel: (55) 5662 56 67
Toll-free: 01 800 711 8035
tpmex@tportho.com

South Africa

Tel: +27 (0) 11 100 0956
tpsa@tportho.com



TP Orthodontics, Inc.

Bond-a-Splint, Bump-R-Sleeve, CrossLink, E-Links, eXact, Extend-O, GripTite, Norm-O, Pre-Finisher, Refine, Reflex, Sep-A-Rings, Solay, Straight Shooter, Super Slick, Tip-Edge, TPO, Tru-Force, Zing String and Zing-O are registered trademarks of TP Orthodontics, Inc.

Tip-Edge PLUS is manufactured under US Patent 6,682,345; Britain 1539017; China 03806949.0; France 1539017; Germany 1539017; Italy 1539017; Japan 4391242; Mexico 269871; Spain 1539017. Additional patents pending.